

# YOUR PARTNER IN SPIRITS PACKAGING SOLUTIONS





**Berlin Packaging EMEA** is part of Berlin Packaging, **the World's Largest Hybrid Packaging Supplier®** in glass, plastic, metal packaging, and closures.

The company is a **One Stop Packaging Shop** that brings together the best elements of **Design & Innovation, Manufacturing Services, and Customer Solutions** for the packaging industry.

**Berlin Packaging** is the only player that can offer such a complete range of services and supports clients **during the entire packaging cycle**.



PAGE 04		<b>BUSINESS MODEL</b>
PAGE 13		<b>PRESTIGE COLLECTION</b>
PAGE 23		<b>SIGNATURE COLLECTION</b>
PAGE 53		<b>EXCLUSIVE COLLECTION</b>
PAGE 71		<b>ESSENTIAL COLLECTION</b>
PAGE 76		<b>CAPS &amp; CLOSURES SOLUTIONS</b>
PAGE 78		<b>DECORATION SERVICES</b>
PAGE 81		<b>PRODUCTS INDEX</b>

# OUR SPIRITS MODEL

## WE GROW ALONG WITH THE SPIRITS BRANDS WE SERVE

Berlin Packaging boast more than 40 years of experience in the special packaging industry: glass, closures, decorations, and more.

Berlin Packaging global capabilities are the platform on which we build our standing as subject-matter experts, enhancing the potential of spirits brands with our advanced services and packaging focused on being aesthetically attractive, industrially viable, and sustainability-oriented.

Our versatile business model allows us to partner with spirits brands at any stage of their development, adapting our value proposition to any segment of the industry: from craft producers to independent distillers to major brands.

## ONE-STOP-SHOP MODEL

Our end-to-end approach to the spirits market embraces market intelligence, design thinking, industrial relations, and customer solutions. It becomes a real one-stop-shop value proposition, fully tailored for our valued customers: packaging design, bottle, cork and seal supply, quality management, sustainability consulting.

As market and industry experts we help our customers to simplify their complex value chain and cut the time to market for their innovative projects.





# MARKET TRENDS AND INSIGHTS

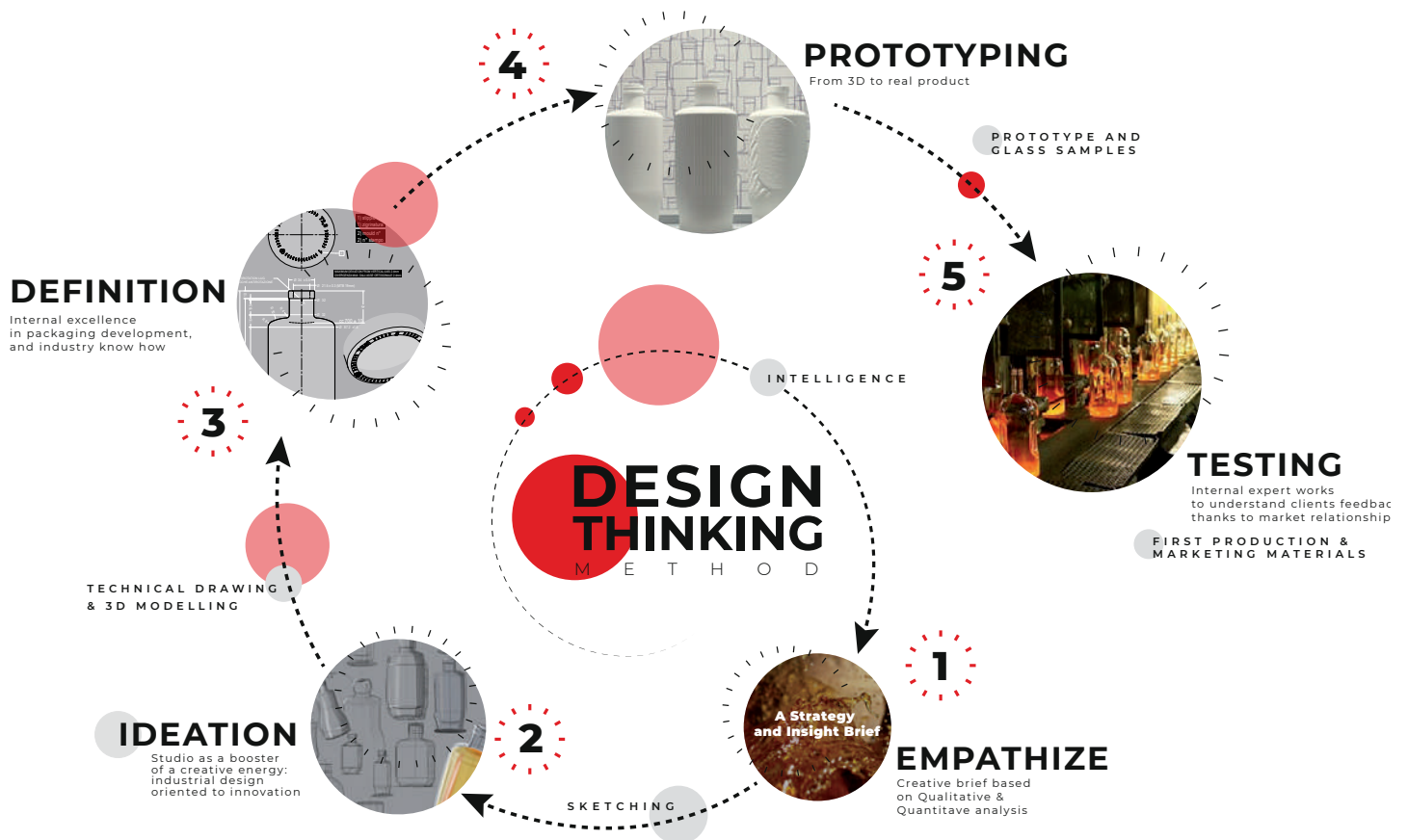
## Data analysis and field research

We are data-driven and we are trend researchers, we analyze data from the best sources available, while we continuously gather direct insights from the industry: our intelligence on the spirits market is both quantitative and qualitative. Intelligence is needed to interpret the trends and to work with our valued customers to anticipate them together. The present competitive landscape mixes the two main trends of premiumness and sustainability in spirits: we are ready for these challenges, partnering with our customers.

# DESIGN THINKING

## A choral method of Innovation for Spirits Packaging

We believe that innovation starts by market listening and a choral collaboration: we involve several teams to get the best from their specific expertise. A back and forward movement to reach disruptiveness in spirits packaging industry, boosted by the great contribution of our Studio One Eleven, an excellence in industrial design and packaging engineering.



# END MARKET LOGIC

## We always focus on the spirits end market

We design corporate patented items, and we work on customized and bespoke solutions to support distillers in all the declinations of their value proposition. Our activity is oriented to provide a tailor-made packaging for any kind of spirit category, for all its price bands. We try to propose bottle designs that are in full harmony with the content, be it whisky, gin, brandy, and as well we try to offer variety in shapes and importance of the packaging for the segmented brand lines of our customers.



# UNPACKING Y/OUR SUSTAINABILITY POTENTIAL

As **Hybrid Packaging Supplier®**, we pursue our sustainability vision from the very beginning, by **conceiving, designing, and branding our solutions** to optimize the balance between **maximum performance and minimal environmental impact**.



## OUR SUSTAINABILITY VISION

At Berlin Packaging, we aim to be an industry-leading provider of sustainable packaging products and services.



## OUR SUSTAINABILITY PURPOSE

We believe the perfect package is about more than just protecting and preserving the product inside. It's about differentiating from the competition, standing out on the shelf and online, creating an effective and memorable user experience, and equally as important, protecting and preserving the environment for generations to come.

## OUR SUSTAINABILITY APPROACH: THE C.O.R.E. MODEL

Our sustainable packaging strategy revolves around three principles: circularity, optimization, and refill and reuse. By advancing innovation in these key areas, we develop industry-leading sustainable packaging solutions for our customers.

# C

### CIRCULARITY

- Recyclability
- Recycled content
- Strategic sourcing and stock solutions
- Material innovation and discovery



### OPTIMIZATION

- Lightweighting
- Packaging and product efficiency
- Value analysis / Value engineering
- Local manufacturing

# R

### REUSE & REFILL

- In-house, on-the-go and in-store refill systems
- Reuse & refill system design and implementation

# e

### ENVIRONMENTAL SERVICES

- Sustainability strategy roadmapping
- Consumer and market insights
- Quantitative assessments
- Custom design & product innovation
- Sustainability education and communications



**SUSTAINABILITY  
EDUCATION AND  
COMMUNICATIONS**

we train our customers to capture and retain value, and help them write substantiated and quantifiable sustainability claims.

**SUSTAINABILITY  
STRATEGY  
ROADMAPPING**



we support our customers in defining their product sustainability strategy and build comprehensive circularity roadmaps for their projects.

**ENVIRONMENTAL SERVICES**



**CUSTOM DESIGN  
AND PRODUCT  
INNOVATION**

we develop bespoke sustainable products with our in-house design engine Studio One Eleven, leveraging on our global network of partners.

**CONSUMER  
AND MARKET  
INSIGHTS**



we identify sustainability drivers and provide insights and updates that drive change.



**QUANTITATIVE  
ASSESSMENTS**

we measure and compare the environmental impact of packaging to guide decision-making, and we assess product recyclability criteria.

We are committed to **leading the future of sustainable packaging**. As a company, we are dedicated to **driving positive impact for our people and our planet**. Our **ESG strategy focuses in fact on unpacking sustainability potential**, whether it be within our own company, for our customers, or with our supplier network and partners.

**E  
NVIRONMENTAL**

We will do our part to fight climate change by minimizing our environmental impact and offering sustainability-focused products and services to our customers across all end-use markets and geographies

**S  
OCIAL**

We pledge to promote a culture of sustainability throughout the packaging value chain, from our customers to our suppliers, within our teams, and in the local communities in which we operate.

**G  
OVERNANCE**

We strive to create sustainable growth by promoting the values of integrity and respect, and by earning trust with all our internal and external stakeholders alike.



the **INNOVATION**  
**ENGINE** of  
**BERLIN PACKAGING**

## WHO WE ARE

We are a group of creative experts dedicated to sustain and strengthen Berlin Packaging as the one-stop-shop leader in the market. With over 60 professional designers, engineers and strategists across 8 locations in North America and EMEA, we come in when the level of innovation, complexity, and/or customization requires an out-of-the-box tailor-made approach to packaging.

## WHAT WE DO


We create innovative design solutions working closely with all stakeholders involved, providing an advisory role from branding to final product creation that is offered to our customers as evidence of our commitment and partnership approach. The services we offer include:

- **Strategy & Insights**
- **Sustainability Consulting**
- **Brand & Graphic Design**
- **Product & Package Design**
- **Prototyping & Decoration**
- **Regulatory Guidance**
- **Engineering & Production Support**

## HOW WE DO IT

We deliver the most effective result to each of our customers.

Our business model maximizes the value chain of the entire product creation. Our capabilities, size, and independence from any material or production process ensure us the freedom to always look for the best





# DELIVERING PRACTICAL CREATIVITY TO SERVE YOUR BRAND

## CUSTOMIZING OUR EXCLUSIVE MODELS FOR YOUR BRAND

Our patented models offer room for personalization, making each product distinct without the need of significant investment or extended timeframes. We specialize in embossing and debossing, elaborate pattern development, custom neck finishes, and base alterations. We allow our customers to test the market with one of our available, exclusive models and grow with them until they are ready to customize the bottle, supporting them in on-brand packaging realization.

## PIONEERING COMPLEX 3D DEVELOPMENT AND ENGINEERING

Often brands have a design vision that pushes convention and tests the boundaries of what is possible. We assist by leveraging our engineering skills and industry knowledge to bring these concepts to life. Our diverse design team and deep industrial process understanding help clients launch disruptive packaging innovations.

## FROM SCRATCH CREATIVITY

We collaborate with clients to design entirely new packaging, beginning with a market insights and project goals. We transform concepts into reality through creative exploration, 3D modeling, prototyping, and production using cutting-edge technology. Our expertise extends to customized closures and complementary packaging components, reflecting our dedication to crafting outstanding packaging in true partnership with clients.







the **INNOVATION ENGINE** of **BERLIN PACKAGING**

# OUR **BESPOKE** PROJECTS



## FOUR CORNERS

A SUPER-PREMIUM GIN MADE WITH BOTANICALS

The aim of the project was to feature the elegance of the art deco era. The Vinolok Deco closure with the newly designed Four Corners bottle looks seamless and the whole pack is recyclable, including the Vinolok closure.

## MILK AND HONEY WHISKY

BESPOKE PACKAGING FOR THE PREMIUM PRODUCT LAUNCH

The perfect balance between old and modern creates a unique whisky with an extremely distinctive character. The bottle designed down to the smallest detail represents this balance. The neck and shoulder are of traditional shapes, while the body is purely innovative with its unique profile.



## AMARO CAMATTI

THIS PROJECT WON 3 MEDALS AT THE WORLD LIQUEUR AWARDS.

Amaro Camatti's unique packaging combines tradition and innovation: the shoulder is more rounded, giving the product a more sinuous and modern look, together with the embossed logo and the label that are in line with the historical image.

# PROUD TO COLLABORATE WITH MANY DIFFERENT GEOGRAPHIES AND DIFFERENT TYPES OF SPIRITS.

Here are some references, powered by **Studio One Eleven**.

## BULLARDS PACKAGING WITH THE “TIPSY ANCHOR”

We developed a custom project that conveys the idea of a premium bottle anchored to the past with a look to the future. Iconic shape inspired by the Bullard’s chimney stack and completed by a beautiful and functional closure.



## OBSESSION A UNIQUE PACKAGING, A BALANCE BETWEEN BOTTLE AND LABEL

Structural and graphic creation of the packaging and the branding: bottle design inspired by the glass buildings of the late 19th as the Crystal Palace in Madrid, and symbolic label designed reflecting the name and the ingredients of the gin. The challenge was the balance between bottle and label so that they work as a unique packaging element, telling the same story.

## GIN MILANO CREATED TO CELEBRATE ELEGANCE. INSPIRED BY THE CITY OF MILAN.

The lines of the bottle are particular and highly distinctive, and are inspired by the typical figure of a mannequin that recalls the world of fashion. The biggest challenge was the creation of the bottle’s silhouette, which starting from a wide shoulder, narrows into a slender body, to expand again to the base; where to embellish it, the brand logo was embossed, reminiscent of the Duomo di Milano (Milan Cathedral).





# OUR **UNIQUE** PROPOSAL

## IMMERSE YOURSELF IN THE WORLD OF BERLIN PACKAGING

The **House of the Possible** is the physical representation of our value proposition, a place where we thrill our customers and suppliers with the **Berlin Packaging Customer Journey**, an exclusive experience and the best way to present **our unique market approach and our capabilities as a One-Stop-Shop**.

Our customers could take a closer look at our wide market and product selection, discover how **Studio One Eleven and Sustainability** can elevate their potential, and upack our set of **value-added services!**

**Contact your sales representative and don't miss the opportunity to live the experience!**

### 1. INSPIRATION ROOM




### 2. SHOWROOM



### 3. SUSTAINABILITY




### 4. STUDIO ONE ELEVEN



### 5. PROTOTYPING



### 6. DECORATION & SECONDARY PACKAGING



 **House of the Possible:** Milan, Italy

# PRESTIGE collection

PRECIOUS DETAILS • LUXURY BOTTLES • UNIQUE DESIGN

This packaging collection includes **decanters and luxury bottles** intended for **limited editions and highly exclusive spirits**. Complex and refined designs are enriched by precious details such as thick bottom base and special finishes. Our best extra flint glass and highest quality level is selected for the production of these **outstanding packaging**.

PRODUCTS SHOWCASE

pg. 15



TINA

pg. 16



STOA

pg. 17



COME

pg. 18



MELANIE SPIRITS

pg. 18



MELODY

pg. 18



DECANTER ISABEL

pg. 18



DECANTER ISABEAU

pg. 19



DECANTER EMANUELLE

pg. 19



DECANTER NICOLE

pg. 19



DECANTER ECLIPSE

pg. 19



FEROE

pg. 20



MOMENTUS

pg. 21



ELREY

pg. 21



DECANTER NAUSICAA

pg. 21



DECANTER AMETHYST

pg. 21



DECANTER TATANO COSTOLATA

pg. 21



BELLY BEAUTY

pg. 21



DECANTER ATHENE

pg. 22



DECANTER ODETTTE

pg. 22



DECANTER MARTA

pg. 22



CLINT

pg. 22



DECANTER TORINO

pg. 22



DECANTER CRISTALLO



# TINA

The Tina carafe accomplishes the feat of presenting a design that is pure, evident, attractive, and at the same time, clearly distinctive in the already quite cluttered world of super-premium carafes. In terms of design, simplicity always surprises with its clarity.



Nominal Capacity ml	700
Weight gr	1000
Height mm	168
Max Ø/diagonal mm	175
Finish type	BP
Finish Dimension mm	23

# STOA

Stoa is the Greek term for an ancient “portico”, a covered colonnade where people could stand or walk, protected from the weather and the heat of the sun. The Stoa carafe impresses with its majestic style and innate sense of spectacle. Taken individually, its arguments may already seem decisive: the subtle arched shape of its shoulders, its extreme facing, its unique base ‘in slight levitation.’ The overall impression is monumental.



Nominal Capacity ml	700
Weight gr	1200
Height mm	163,5
Max Ø/diagonal mm	180,4
Finish type	BP
Finish Dimension mm	23

# CÔME

A good design, worked down to the smallest details. Côme is one of the most emblematic models in the range, achieved through a successful combination of gentle and refined shapes, and a strong and structuring rectangular façade. Such a design demands perfect proportionality and meticulous attention to details. In the end, everything is nothing but natural, luxury, and harmony.



Nominal Capacity ml	500	700
Weight gr	750	900
Height mm	164,5	180
Max Ø/diagonal mm	139,5	154
Finish type	B	B
Finish Dimension mm	21,5	21,5

MELANIE SPIRIT



MELODY



NominalCapacity ml	500	700	1750	700	1000	1500	3000
Weight gr	600	800	1750	900	1200	1750	3300
Height mm	150	163,7	218,3	182	203	232	294,8
Max Ø/diagonal mm	116,1	129,6	173,7	156,7	175,4	200,5	252,1
Finish type	FVL	FVL	B	BP	BP	BP	BP
Finish Dimension mm	21,5	21,5	23	23	23	28	28

DECANTER ISABEL



DECANTER ISABEAU



NominalCapacity ml	100	200	700	1500	700
Weight gr	200	350	940	1200	1000
Height mm	137	167,3	245,5	303,5	222
Max Ø/diagonal mm	105	129	187	220	156,3
Finish type	BP	BP	BP	BP	BP
Finish Dimension mm	14	17,3	23	23	23

**DECANTER  
EMANUELLE**



**DECANTER  
NICOLE**



**DECANTER  
ECLIPSE**



NominalCapacity ml	700	750	700	750	700
Weight gr	800	800	800	800	1020
Height mm	215	215	225	225	191,7
Max Ø/diagonal mm	129,8	132,7	130,9	131,9	168,5
Finish type	BP	BP	BP	BP	R
Finish Dimension mm	23	23	23	23	21,5

**FEROE**



NominalCapacity ml	700	1000	1500
Weight gr	750	930	1200
Height mm	188	219	242,6
Max Ø/diagonal mm	170	185	209
Finish type	R	R	R
Finish Dimension mm	23	23	23



# MOMENTUS

The soft curves of the barrels that cradle and colour the whiskeys with their aroma come to life in this highly elegant bottle capable of accomodating spirits with extreme class, honouring their prestige.



Nominal Capacity ml	700
Weight gr	950
Height mm	201,4
Max Ø/diagonal mm	103
Finish type	B
Finish Dimension mm	23

**ELREY**



**DECANTER NAUSICAA**



**DECANTER AMETHYST**



NominalCapacity ml	700	700	700
Weight gr	950	980	950
Height mm	210,8	210,3	213
Max Ø/diagonal mm	98	141,3	137
Finish type	B	R	R
Finish Dimension mm	21,5	21,5	21,5

**DECANTER TATANO COSTOLATA**



**BELLY BEAUTY**



**DECANTER ATHENE**



NominalCapacity ml	700	750	700	750	500	700
Weight gr	750	750	750	750	640	750
Height mm	238	238	230	230	186	218
Max Ø/diagonal mm	144,6	144,6	113	114,1	103,9	109
Finish type	BP	BP	R	R	BP	BP
Finish Dimension mm	23,5	23,5	17,3	17,3	18	18,5

**DECANTER  
ODETTE**



**DECANTER  
MARTA**



**CLINT**



NominalCapacity ml	700	750	700	700
Weight gr	800	800	750	900
Height mm	215	215	240	216
Max Ø/diagonal mm	127,9	128,9	135	145,3
Finish type	BP	BP	BP	BP
Finish Dimension mm	23	23	23,5	21,5

**DECANTER  
TORINO**



**DECANTER  
CRISTALLO**



NominalCapacity ml	700	700	750
Weight gr	790	600	600
Height mm	158	183,5	183,5
Max Ø/diagonal mm	123,2	98,8	101,5
Finish type	BP	BP	BP
Finish Dimension mm	24,5	27,8	27,8

# SIGNATURE collection

PREMIUM LOOK • SUPERIOR GLASS • MODERN DESIGN

With various designs and **a strong shelf presence**, these bottles are among the preferred ones to create bespoke versions via embossing, thanks to their **modern yet simple lines**. These designs work efficiently on automated filling lines and provide **plenty of decoration options**. Extra flint glass and base thickness provide extra transparency and light reflections to the product.

pg. 26



PACHO

pg. 28



PACHO SUPREME

pg. 30



NOCTURNE RONDE

pg. 32



ASPECT

pg. 32



POLO

pg. 33



JUNDO

pg. 33



KINGSTONE

pg. 34



BELLAGIO

pg. 36



DECANTER ALEX

pg. 36



DECANTER ALEX SUPREME

pg. 37



DECANTER LOLA

pg. 37



DECANTER 540

pg. 37



DECANTER 540 SUPREME

pg. 38



540°

pg. 38



KIRA

pg. 38



SERENADE

pg. 39



CENTURIO

pg. 39



CLAIRE RONDE

pg. 40



HALO

pg. 40



LOGAN TONDA

pg. 40



TERA

pg. 41



GLORY

pg. 41



AMY

pg. 41



BORD GALAXI

pg. 41



SOUBRETTE

pg. 42



TOBBO

pg. 42



QUINTESSENZA

pg. 43



DOUG



pg. 43



SERAPHINE

pg. 43



HERMITAGE

pg. 43



BEBEL

pg. 44



OTTO

pg. 44



NORAH

pg. 44



HARON

pg. 45



WANTED

pg. 45



JAIME

pg. 45



MODISH SUPREME

pg. 45



ARYA

pg. 46



CLEEF

pg. 46



KYOTO

pg. 46



NOCTURNE CARRÉ

pg. 46



ASCOT

pg. 47



DECANTER REGINA

pg. 47



DECANTER CONTESSA

pg. 48



DECANTER CONTESSA SUPREME

pg. 48



CONTESSA

pg. 49



ALLISON

pg. 49



ELIZABETH

pg. 49



PHILIPPE

pg. 49



TIRPSE

pg. 50



LUZ

pg. 50



LUZ SUPREME

pg. 51



LOGAN QUADRA

pg. 51



DESIREE & DESIREE SUPREME

pg. 52



JULIA

pg. 52



GARDI

# PACHO *family*



Simple and on-trend, this cylindrical bottle features elegant bevelled shoulders and a heavy base identifies its preciousness and purity of the line. The symmetry between shoulder and bottom, its stubby look give solidity to the product; the thick bottom emphasizes its premiumness, giving stability to the bottle.

100 ML | B



200 ML | B



Nominal Capacity ml	50	100	200	200
Weight gr	100	170	300	300
Height mm	98	115	144,5	150,8
Max Ø / diagonal mm	41,2	50,4	62,2	62,2
Finish type	PP	B	B	PP
Finish Dimension mm	18	14	17,5	28

## SUCCESS STORY: DARK ART DISTILLERY

WITH THE VIGNETTE EFFECT THAT IMPROVES BRAND PERFORMANCE



Together we created the design for a gin that attracts consumers. The main goal was to create a premium looking bottle that stood out in the crowded gin market with a unique presence. A key element of this project was our ability to achieve the vignette effect that made the packaging stand out. The great turning point has been the possibility to get the bottle, the stopper, and the aluminium capsule all from one supplier.



350	375	500	700	750
400	400	500	740	750
167	167	184	214,6	214,7
72,8	74,5	81	89,8	92
B	B	FVL	FVL	B
18,5	18,5	21,5	21,5	21,5

# PACHO SUPREME *family*



Elegance and simplicity in a cylindrical shape thanks to the symmetry between the shoulder and the bottom. The bottle offers both a strong presence at shelf and the possibility for extensive graphic work both in labelling and decoration, while the important body surface can also be the perfect canvas for embossings and customizations.



Nominal Capacity ml	500	700
Weight gr	500	740
Height mm	223,6	250
Max Ø / diagonal mm	72,1	81,8
Finish type	FVL	FVL
Finish Dimension mm	21,5	21,5



## SUCCESS STORY: BLACK SINNER

THE ULTIMATE EXPRESSION OF UNCOMPROMISING QUALITY



With Black Sinner, the customer entrusted Berlin Packaging once again with a packaging design that represent the tradition and craftsmanship of the product. Black Sinner is the ultimate expression of uncompromising quality, a 100% natural coffee liqueur that only a few months after its launch in Italy climbs to the top of the podium at The World Drinks Awards, an international award very coveted. We are really proud to have provide the ideal packaging for the launch of this amazing product.

1000 ML | FVL



750	1000
750	750
250	273,8
83,8	89,5
B	FVL
21,5	21,5

# NOCTURNE RONDE *family*



Nocturne is our iconic and timeless model, known for being suitable for any type of product. It's versatility and flexibility make it one of the most requested packaging solutions in the spirits world.

Available in many variations of capacity and finish, from 50ml miniature to 4,5L declined in Bartop, GPI and Pilfer Proof variants, the Nocturne range can satisfy any need.



Nominal Capacity ml	50	100	100	200	200	350	350	350	375	375	500	500
Weight gr	100	170	170	300	300	400	400	410	400	400	600	600
Height mm	101,5	121,2	123,9	144,6	148,7	174,1	177,2	179,9	174,1	177,4	190	193,1
Max Ø / diagonal mm	42	51,3	51,3	64,1	64,1	73,7	73,7	73,7	76,2	75,6	85,3	85,3
Finish type	PP	F BETS	PP	B	GPI	B	GPI	PP	B	GPI	FVL	GPI
Finish Dimension mm	18	14	22	17,5	400/28	18,5	400/28	31,5	18,5	400/28	18,5	400/28

## SUCCESS STORY: CHAPTER 7

### PREMIUM DESIGN OF THE SUSTAINABLE WHISKY CLOSURE



We provided Chapter 7 Whisky brand with the elegant and premium Vinolok stopper. The pure shape of the glass closure, in its high-top version, emphasises the characteristics of this beautiful Scotch whisky. The stopper is 100% recyclable and made from natural materials: beauty, elegance and sustainability are the main features of this precious element that succeeds in enhancing the beauty of glass packaging. The design is completed by the Nocturne bottle by Berlin Packaging.



500	700	700	700	750	750	1000	1000	1500	1750	2500	4500
600	800	800	800	800	800	980	980	1200	1200	1750	2950
196,7	213	214,2	223,7	219,1	215,5	278,5	278,7	305,4	320,2	324,7	389
84,3	94	94	94,1	93,7	96,6	94,3	94,3	108,7	115	132,7	160,9
PP	B	GPI	PP	B	GPI	B	GPI	B	B	B	B
31,5	21,5	400/33	31,5	21,5	400/33	21,5	400/33	21,5	28	28	28

**ASPECT**



NominalCapacity ml	50	200	350	375	375	500	500	700	700	750	750	1000
Weight gr	100	350	400	400	400	500	500	590	600	590	630	920
Height mm	110	172,8	198,8	198,8	199,2	223,4	223,6	246	245,7	249	249,2	295,4
Max Ø/diagonal mm	38	58,3	65,9	68,7	68,7	74	74	81,7	81,7	82,8	83,1	88
Finish type	PP	B	B	B	GPI	FVL	GPI	FVL	GPI	FVL	GPI	B
Finish Dimension mm	18	17,5	21,5	18,5	400/28	21,5	400/33	21,5	400/33	21,5	400/33	21,5

**POLO**



NominalCapacity ml	100	350	375	500	500	700	750
Weight gr	170	420	420	600	600	750	750
Height mm	133,6	189,1	192,2	211,7	212,8	229,5	229,5
Max Ø/diagonal mm	47,6	68,5	70	78,1	78,1	87	89,2
Finish type	PP	B	B	B	PP	F BETS	F BETS
Finish Dimension mm	22	18,5	18,5	18	31,5	18,5	18,5

## JUNDO



NominalCapacity ml	500	700
Weight gr	600	750
Height mm	194,4	215
Max Ø/diagonal mm	78,9	87,2
Finish type	FVL	FVL
Finish Dimension mm	18,5	21,5

## KINGSTONE



NominalCapacity ml	700	750
Weight gr	900	900
Height mm	179	179
Max Ø/diagonal mm	112,9	115,7
Finish type	R	R
Finish Dimension mm	21,5	21,5



# BELLAGIO *family*



The bottle features a tapered shape that gives great visibility to each decoration and label, thanks also to the sharp design of the shoulder. The thick bottom is enhanced by the wide base. The elongated neck is ideal for bartop, GPI and standard finishes.

100 ML | B



350 ML | B



Nominal Capacity ml	50	100	200	350
Weight gr	100	170	300	450
Height mm	101	122	157,6	183,1
Max Ø / diagonal mm	41,1	49,8	61,3	73
Finish type	PP	B	B	B
Finish Dimension mm	18	14	17,5	18,5

## SUCCESS STORY: EL BOCOY

AWARD WINNING PACKAGING AND BRANDING FOR WHISKY



We had the pleasure of collaborating with the distillery Bodegas Dios Baco supporting them as one stop shop. We developed the branding and naming, the glass structure, the closure and also the secondary packaging. This project was recognized as best Class in Brand Marketing, Premium | Luxury category at the 2023 Pac Global.

500 ML | GPI



700 ML | B



375	500	500	700	750
420	600	600	800	750
184,6	205	208,6	226,9	231
73,3	81,9	81,9	91,3	91,6
B	B	GPI	B	B
18,5	18,5	400/28	21,5	21,5

**DECANTER  
ALEX**



NominalCapacity ml	50	375	500	700	700	750	750	1000	1750
Weight gr	100	400	600	750	750	750	750	900	1200
Height mm	105	186,2	208	230	229,2	230	229,2	251	305
Max Ø/diagonal mm	41,3	75,6	84,5	93,4	93,4	95,5	95,5	104,5	124,2
Finish type	PP	B	B	B	GPI	B	GPI	B	B
Finish Dimension mm	18	18,5	18,5	21,5	400/33	21,5	400/33	21,5	21,5

**DECANTER  
ALEX SUPREME**



NominalCapacity ml	500	700	750
Weight gr	600	750	750
Height mm	222,5	257	257
Max Ø/diagonal mm	81,4	88,5	90,4
Finish type	B	B	B
Finish Dimension mm	18,5	21,5	21,5

## DECANTER LOLA



NominalCapacity ml	50	200	500	500	700	700	750
Weight gr	100	250	600	600	750	750	750
Height mm	108	165	219	221,3	240	239,2	240
Max Ø/diagonal mm	43,5	63,8	87,5	87,5	96,4	96,4	99
Finish type	PP	PP	B	GPI	B	GPI	B
Finish Dimension mm	18	28	18,5	400/28	21,5	400/33	21,5

## DECANTER 540



## DECANTER 540 SUPREME



NominalCapacity ml	700	750	700
Weight gr	800	800	750
Height mm	221	221	257
Max Ø/diagonal mm	95,3	97,7	87,9
Finish type	B	B	B
Finish Dimension mm	21,5	21,5	18,5

**540°**



**KIRA**

500 ML | FVL



700 ML | GPI



NominalCapacity ml	700	750	500	700	700	1500
Weight gr	750	750	550	750	750	1200
Height mm	319,8	319,8	286,5	320	321,2	396,6
Max Ø/diagonal mm	72	73,9	65,3	72,8	72,8	91,7
Finish type	B	B	FVL	B	GPI	FVL
Finish Dimension mm	18,5	18,5	18,5	21,5	400/33	21,5

**SERENADE**

700 ML | F BETS



1000 ML | BVS



NominalCapacity ml	50	100	200	200	350	375	500	700	700	750	750	1000	1000	1750
Weight gr	100	170	350	350	500	500	600	800	600	800	700	820	900	1200
Height mm	136,6	184,7	240,5	242	267	267	295	329,5	324,3	329	337,2	346	346	418
Max Ø/diagonal mm	35	40,4	51,8	51,8	60,8	62	66,5	74,6	72,1	76,4	73,4	83,3	84,5	97,9
Finish type	PP	PP	F BETS	PP	F BETS	B	F BETS	F BETS	GPI	F BETS	BVS	BVS	F BETS	F BETS
Finish Dimension mm	18	22	18,5	28	17,5	17,5	17,5	18,4	400/33	18,5	30/60	30/60	18,5	21,5



## CENTURIO



NominalCapacity ml	50	500	500	700	700	750	750	1000	1750
Weight gr	100	500	500	615	600	680	600	820	980
Height mm	140	295,5	287	321	322	335	321	344	335
Max Ø/diagonal mm	33	64,2	64,4	70,2	70	72,5	72,3	81,6	105,7
Finish type	PP	BVS	B	BVS	B	BVS	B	BVS	BVS
Finish Dimension mm	18	30/60	18,3	30/60	18,3	30/60	18,3	30/60	30/60

## CLAIRE RONDE



NominalCapacity ml	350	500	500	700
Weight gr	400	600	600	750
Height mm	232,6	255	254	294,4
Max Ø/diagonal mm	59,6	68,5	68,5	75
Finish type	B	B	GPI	B
Finish Dimension mm	18,5	18,5	400/28	18,5

**HALO**

500 ML | B



750 ML | B



NominalCapacity ml	200	200	350	350	500	500	700	750	750
Weight gr	280	270	400	400	500	500	650	650	650
Height mm	214	212,2	259	257,2	285	283,2	318,2	320	318,2
Max Ø/diagonal mm	47	47	54,6	54,6	61,4	61,4	68,1	69,9	69,9
Finish type	B	GPI	FVL	GPI	FVL	GPI	GPI	FVL	GPI
Finish Dimension mm	21,5	21,5	21,5	21,5	21,5	21,5	21,5	21,5	21,5

**LOGAN TONDA**

500 ML | FVL



700 ML | FVL



**TERA**



NominalCapacity ml	500	700	750
Weight gr	600	750	750
Height mm	196,5	250	305
Max Ø/diagonal mm	78,5	78,5	86
Finish type	FVL	FVL	FVL
Finish Dimension mm	18,5	21,5	18,5

## GLORY



700 ML | B

## AMY



NominalCapacity ml	500	700	700
Weight gr	600	600	785
Height mm	258	274	271,1
Max Ø/diagonal mm	75	81	86,8
Finish type	B	B	FVL
Finish Dimension mm	18,5	18,5	21,5

## BORD GALAXI



700 ML | B



1000 ML | B

## SOUBRETTE



NominalCapacity ml	100	500	700	1000	700
Weight gr	250	600	750	900	600
Height mm	205	288	309	341,1	284
Max Ø/diagonal mm	45,1	71,5	81	89,8	78,8
Finish type	B	B	B	B	FVL
Finish Dimension mm	11,5	17,5	18,5	18,5	18,5

**TOBBO**



NominalCapacity ml	100	200	500	700
Weight gr	170	350	600	750
Height mm	188,5	235,5	304	336,5
Max Ø/diagonal mm	50,8	67,6	85,2	94,8
Finish type	F BETS	F BETS	F BETS	F BETS
Finish Dimension mm	14	14	18,5	18

**QUINTESSENZA**



NominalCapacity ml	100	350	500
Weight gr	250	500	600
Height mm	208,5	305	305
Max Ø/diagonal mm	45,8	62,1	73,2
Finish type	ST	ST	ST
Finish Dimension mm	11	11	11

## DOUG



## SERAPHINE



NominalCapacity ml	700	750	700	750
Weight gr	750	765	700	700
Height mm	330	330	273	273
Max Ø/diagonal mm	83,7	85,8	92,3	94,5
Finish type	B	B	FVL	FVL
Finish Dimension mm	18,5	18,5	21,5	21,5

## HERMITAGE



## BEBEL



NominalCapacity ml	375	700	750	700
Weight gr	420	760	760	700
Height mm	201,5	254	254	209,7
Max Ø/diagonal mm	73,2	89,7	91,9	100
Finish type	B	B	B	B
Finish Dimension mm	18,5	18,5	18,5	21,5



**OTTO**



NominalCapacity ml	500	700	750
Weight gr	500	750	750
Height mm	188,2	212	212
Max Ø/diagonal mm	85	96	98,8
Finish type	BP	BP	BP
Finish Dimension mm	21,5	21,5	21,5

**NORAH**

**HARON**



NominalCapacity ml	700	700
Weight gr	650	600
Height mm	175	213
Max Ø/diagonal mm	111,8	103,1
Finish type	B	B
Finish Dimension mm	21,5	21,5

## WANTED



## JAIME



NominalCapacity ml	700	750	700
Weight gr	600	600	750
Height mm	210	210	165
Max Ø/diagonal mm	91,5	94,1	116,7
Finish type	R	R	B
Finish Dimension mm	21,5	21,5	21,5

## MODISH SUPREME



## ARYA



NominalCapacity ml	500	700	1500	700
Weight gr	600	762	1200	750
Height mm	235,6	260	326,2	300
Max Ø/diagonal mm	95,1	105,6	133,6	91,6
Finish type	FVL	FVL	B	FVL
Finish Dimension mm	21,5	21,5	29	18,5

**CLEEF**

**KYOTO**



NominalCapacity ml	700	200	350	375	500	700	750
Weight gr	700	300	400	400	500	785	785
Height mm	224	147,6	175,8	175,8	192	217	217
Max Ø/diagonal mm	86	58,1	67	68,6	74,8	84,9	87
Finish type	B	FVL	FVL	FVL	FVL	FVL	FVL
Finish Dimension mm	21,5	17,5	18,5	18,5	21,5	21,5	21,5

**NOCTURNE CARRÈ**

**ASCOT**



NominalCapacity ml	100	500	500	700	750
Weight gr	170	600	600	800	800
Height mm	124	196,7	195,8	217,7	217,7
Max Ø/diagonal mm	50,9	81,7	95,6	106	109,3
Finish type	PP	PP	B	B	B
Finish Dimension mm	22	31,5	18,5	21,5	21,5

## DECANTER REGINA



NominalCapacity ml	50	50	500	700	750
Weight gr	120	120	600	750	750
Height mm	108,4	105,8	201	226	226
Max Ø/diagonal mm	48,2	48,6	94,3	103,7	105,9
Finish type	PP	BP	BP	BP	BP
Finish Dimension mm	18	13	23,5	23,5	23,5

## DECANTER CONTESSA



NominalCapacity ml	50	375	375	500	700	700	750	750	1000	1000
Weight gr	100	400	400	600	750	730	750	750	900	900
Height mm	104	179	182,3	198,4	221	220,2	221	220,2	239,8	239
Max Ø/diagonal mm	40,3	81,9	72,2	91,6	101,3	101,3	103,6	103,6	113,1	113
Finish type	PP	B	GPI	B	B	GPI	B	GPI	B	GPI
Finish Dimension mm	18	18,5	400/28	18,5	21,5	400/33	21,5	400/33	21,5	400/33

**DECANTER  
CONTESSA SUPREME**



NominalCapacity ml	350	500	700	750
Weight gr	400	600	750	770
Height mm	207,9	222,5	250	250
Max Ø/diagonal mm	73,8	75,1	94,4	97
Finish type	B	B	B	B
Finish Dimension mm	18,5	18,5	21,5	21,5

**CONTESSA**



NominalCapacity ml	50	375	700	700	750	1000
Weight gr	120	500	750	750	760	980
Height mm	142	278,2	330	329	330	366,3
Max Ø/diagonal mm	40,9	70,6	82,3	82,3	84,3	95
Finish type	PP	F BETS	FVL	GPI	F BETS	F BETS
Finish Dimension mm	18	17,5	18,5	400/28	18,5	18,5



## ALLISON



## ELIZABETH



NominalCapacity ml	700	750	700	750
Weight gr	750	750	750	750
Height mm	265,5	266,2	330	330
Max Ø/diagonal mm	97,8	100,1	88,1	89,9
Finish type	B	B	B	B
Finish Dimension mm	18,5	18,5	18,5	18,5

## PHILIPPE



## TIRPSE



NominalCapacity ml	700	700
Weight gr	750	900
Height mm	310	220
Max Ø/diagonal mm	95,6	91,4
Finish type	FVL	BP
Finish Dimension mm	18,5	18,3

**LUZ**



NominalCapacity ml	50	50	100	200	500	700	700
Weight gr	122	125	190	350	750	950	950
Height mm	61,5	66,4	77,8	95,5	127	199	199,3
Max Ø/diagonal mm	65,5	65,5	78,4	98,1	128,9	123,3	123,3
Finish type	B	PP	B	B	B	F BETS	GPI
Finish Dimension mm	12	22	15	18,5	18,5	21,5	400/33

**LUZ SUPREME**



NominalCapacity ml	50	100	100	200	500
Weight gr	119	240	237	400	750
Height mm	82,5	98	99,2	111	155
Max Ø/diagonal mm	58,4	76,2	76,1	94,8	114,2
Finish type	PP	B	PP	B	B
Finish Dimension mm	24	15	24	17,5	18,5

## LOGAN QUADRA

500 ML | FVL



700 ML | FVL



NominalCapacity ml	500	700
Weight gr	650	750
Height mm	201	250
Max Ø/diagonal mm	97,3	97,3
Finish type	FVL	FVL
Finish Dimension mm	18,5	18,5

## DESIREE

700 ML | B



750 ML | B



## DESIREE SUPREME



NominalCapacity ml	700	700	750	750	750
Weight gr	800	800	800	800	800
Height mm	210	210,4	210	210,4	255
Max Ø/diagonal mm	95,3	95,3	97,3	97,3	87
Finish type	B	GPI	B	GPI	B
Finish Dimension mm	18,5	400/28	18,5	400/28	21,5

**JULIA**



NominalCapacity ml	500	500	700	700	750
Weight gr	600	600	700	700	750
Height mm	230	233,3	253	254	253
Max Ø/diagonal mm	90,3	90,3	99	99	102,7
Finish type	B	GPI	B	GPI	B
Finish Dimension mm	18,5	400/28	21,5	400/33	21,5

**GARDI**



NominalCapacity ml	50	100	100	200	350	500	500	700	750	750
Weight gr	120	225	225	300	400	500	500	700	700	700
Height mm	122,5	147,9	153,1	180,3	201	222	225	281	281	279,4
Max Ø/diagonal mm	45,6	57,1	57,1	67,3	79,4	88,3	88,3	93	95,4	95,4
Finish type	PP	B	PP	B	B	B	GPI	B	B	GPI
Finish Dimension mm	18	15	24	17,5	18,5	18,5	400/28	18,4	18,4	400/28

# EXCLUSIVE collection

STYLISH LOOK • STANDOUT DESIGN • UNIQUE APPEARANCE

This packaging collection features a **wide range of premium, stylish looks** that are **perfect for new and emerging spirits brands**. The smart design allows you to invest in more sophisticated decorations and label artworks to stand out in the market. Extra flint glass combined with specific features such as punts and geometric sections will give your packaging a **unique appearance** without compromising usability.

pg. 56



HERBALIST

pg. 57



ESSENCE

pg. 57



VECCHIA FARMACIA

pg. 57



ALCHEMIST

pg. 57



KOLO

pg. 57



LUMIERE

pg. 58



BELLEVILLE

pg. 60



HELIUM MIXOLOGY

pg. 61



HELIUM

pg. 62



ASPECT LIGHT

pg. 62



ALFIE

pg. 63



BORD REGINE

pg. 63



BORD S 25

pg. 63



BORD S 25 STEPHANIE

pg. 64



BORD SORTILEGE

pg. 64



PILAR

pg. 65



SLANCIO

pg. 65



VIOLA

pg. 65



BORG

pg. 65



NEW COGNAC

pg. 65



ELDER

pg. 66



CLEVER

pg. 66



SINFONIA

pg. 67



SINFONIA OPERA

pg. 67



NUOVA PLATIN

pg. 67



ANTICA FARMACIA QUADRA

pg. 68



DESIREE LIGHT

pg. 68



ELLIOT



pg. 68



TONY

pg. 68



PAT

pg. 69



SOLITUDE

pg. 69



CHIA

pg. 69



SAMMY

pg. 70




STONE

pg. 70




RIO

pg. 70



NOBILIS AMARO

pg. 70



BASQUAISE

# HERBALIST *family*

A timeless apothecary design with a classic perfume-inspired neck. Its ever-green aesthetic and stubby silhouette conveys a vintage charm. The perfect shape for homemade spirits, liqueurs and gins.



NominalCapacity ml	100	200	350	500	700	750	1000	1500	3000
Weight gr	150	250	300	400	550	550	600	900	1750
Height mm	96,3	119	137	152,8	174	174	199	246	270,4
Max Ø/diagonal mm	55,1	68,4	74,9	84,1	93,4	96	103	110,9	150,3
Finish type	BP	BP	BP	BP	BP	BP	BP	BP	BP
Finish Dimension mm	15	18,5	18,5	18,5	18,5	18,5	21,5	23	40

ESSENCE

VECCHIA FARMACIA



NominalCapacity ml	700	100	200	500	500	700	1000
Weight gr	650	115	175	350	350	500	650
Height mm	175	104,5	124,8	171	165	181,7	198
Max Ø/diagonal mm	111,8	50,5	62,9	83,9	83,8	87,9	105,4
Finish type	BP	BP	BP	GPI	BP	BP	BP
Finish Dimension mm	21,5	14	21	400/38	25,5	25,5	25,5

ALCHEMIST

KOLO

LUMIERE



NominalCapacity ml	500	700	700	500	700
Weight gr	400	500	500	400	500
Height mm	154,8	172	170,4	159,7	178
Max Ø/diagonal mm	89,7	99,7	98,4	85,2	95
Finish type	BP	BP	B	R	R
Finish Dimension mm	18,5	18,5	18	21,5	21,5

# BELLEVILLE *family*



A premium design bottle. Featuring classic lines and bevelled shoulders. The bottom with its picture raises the perception of the product while maintaining a low glass weigh. The perfectly cylindrical design of the bottle allows easy application of large labels as well as decorations on the whole body of the packaging.

200 ML | B



350 ML | B



NominalCapacity ml	50	200	350
Weight gr	100	250	300
Height mm	98,5	146,2	169,2
Max Ø / diagonal mm	40,3	60,7	70,4
Finish type	PP	B	B
Finish Dimension mm	18	18,5	18,5

## SUCCESS STORY: BIG SEVEN GIN

A PERFECT BOTTLE FOR A GIN HAND CRAFTED IN THE HEART OF ESSEX



Together with the UK-based distillery Charles & Mike, we have been working on the packaging for its Big Seven Gin. We were excited to collaborate with this small and independent business to help it achieve its goal. The company was looking for a bottle which would complement the design and style of its label. We have successfully overcome this challenge providing the bottle that fitted perfectly and passed the image of Premium Gin.



500	500	700	700	750
400	400	550	550	550
190,5	192,2	211,4	212,1	210,9
79	79	88,3	88,3	90,7
B	GPI	B	GPI	B
21,5	400/33	21,5	400/33	21,5

# HELIUM *family*



Helium with its Mixology range combines the sustainability approach with a timeless design. It is developed in lightweight and half flint glass (up to 75% recycled glass), ensuring a fresh look with no needed compromises on glass quality.



**CIRCULARITY**

recycled content

**OPTIMIZATION**

- lightweight product
- carbon compensated product



**ClimatePartner**  
certified product

[climate-id.com/AQB2EY](https://climate-id.com/AQB2EY)



200 ML | BP VL



500 ML | BP VL



700 ML | BP VL



1000 ML | BP VL



NominalCapacity ml	200	500	700	750	1000
Weight gr	200	350	400	400	500
Height mm	129,7	211,3	239	239	262,3
Max Ø/diagonal mm	60,7	68,8	75	77,5	85,4
Finish type	BP VL	BP VL	BP VL	BP VL	BP VL
Finish Dimension mm	60,7	68,8	75	18,5	18,5



# SUCCESS STORY: ARGOTIER

## A SUSTAINABLE AND IN-HOUSE CREATED BOTTLE



The right choice for Argotier, french brand of organic cocktails, was Helium Mixology. A bottle created with the sustainability mindset, combining lightweight with up to 75% of recycled glass, and certified by Climate Partner. Helium Mixology bottle is fully aligned with the Argoutier values of sustainability, allowing also relevant space for branding.

500 ML | B



700 ML | B



500	700	700	750	1000
350	400	400	400	500
215,3	245	242,2	245	268,3
66,8	75	75	77,5	85,4
B	B	GPI	B	B
21,5	21,5	400 / 33	21,5	34,5

ASPECT LIGHT



NominalCapacity ml	700	1000	1000
Weight gr	490	600	600
Height mm	229	268,8	269
Max Ø/diagonal mm	81,9	89,4	89,4
Finish type	B	B	GPI
Finish Dimension mm	22,2	21,5	400/33

ALFIE



NominalCapacity ml	500	700
Weight gr	450	600
Height mm	223,1	245
Max Ø/diagonal mm	73,3	81,8
Finish type	FVL	FVL
Finish Dimension mm	18,5	21,5

**BORD REGINE**



**BORD S 25**



NominalCapacity ml	700	700	1000	375	500
Weight gr	450	450	600	500	500
Height mm	246,5	245,7	308,2	353	353
Max Ø/diagonal mm	85,4	85,4	90,9	53,6	59,7
Finish type	B	GPI	B	B	B
Finish Dimension mm	18,5	400/33	18,5	18,3	18,3

**BORD S 25 STEPHANIE**



NominalCapacity ml	50	100	100	200	200	375	700
Weight gr	100	170	170	450	450	500	750
Height mm	140	190	191,2	275,5	276,3	301	333
Max Ø/diagonal mm	34	38	38	48	48	57	70,9
Finish type	PP	B	PP	B	PP	B	B
Finish Dimension mm	18	13,5	22	17,5	31,5	17,5	17,5

**BORD SORTILEGE**



NominalCapacity ml	500	700	1000
Weight gr	350	500	600
Height mm	278,3	300,8	329,7
Max Ø/diagonal mm	62,8	73	82,2
Finish type	R	R	R
Finish Dimension mm	18,5	18	18,5

**PILAR**



NominalCapacity ml	375	500	700	750	1000	1000
Weight gr	500	500	600	600	750	750
Height mm	266	285	300	297,5	322,2	330
Max Ø/diagonal mm	66	70,3	80,1	82,6	89,9	89,6
Finish type	B	B	B	GPI	B	PP
Finish Dimension mm	18	18	18	420/28	18	31,5x44

SLANCIO




VIOLA



NominalCapacity ml	350	700	200	500	700
Weight gr	400	600	250	500	500
Height mm	275	313	159	280	219
Max Ø/diagonal mm	62,6	77,6	68	73,6	100,1
Finish type	FVL	B	BP	B	BP
Finish Dimension mm	18,5	18,5	18	18,5	18,3

BORG



NEW COGNAC



ELDER



NominalCapacity ml	700	700	700	750	750
Weight gr	518	500	450	450	600
Height mm	301,5	291,5	281	281	285
Max Ø/diagonal mm	78,6	78,6	75,4	77,5	81,6
Finish type	B	R	F BETS	F BETS	FVL
Finish Dimension mm	18	18	18,5	18,5	18,5

**CLEVER**



NominalCapacity ml	200	200	350	500	500	700	700	750
Weight gr	250	250	350	460	460	570	570	600
Height mm	241,2	244,6	283	314,9	324	330	328,5	330
Max Ø/diagonal mm	44,6	44,6	53,2	59,3	59,3	67,9	67,9	70,7
Finish type	B	PP	B	B	PP	B	GPI	B
Finish Dimension mm	18,5	31,5	17,5	18	28	18,5	400/28	18,5

**SINFONIA**



NominalCapacity ml	100	200	200	375	500	500	700
Weight gr	140	250	345	500	500	500	500
Height mm	189	251	239	312	312	312	312
Max Ø/diagonal mm	42	49,3	53,5	62,7	70	68,8	79,3
Finish type	R	B	PP	B	B	PP	B
Finish Dimension mm	11	18,5	31,5	18,5	18,5	31,5x44	18,5



SINFONIA OPERA

NUOVA PLATIN



NominalCapacity ml	200	200
Weight gr	250	500
Height mm	237,4	300
Max Ø/diagonal mm	51,5	50,6
Finish type	R	R
Finish Dimension mm	18,5	16,8

ANTICA FARMACIA QUADRA



NominalCapacity ml	100	200	500	700	1000
Weight gr	136	250	380	615	720
Height mm	94	129,6	188	194,6	224
Max Ø/diagonal mm	60	72,6	69	102,1	110
Finish type	PP	BP	TOP	BP	BP
Finish Dimension mm	15,6	18	1031/47	26,5	26,5

**DESIREE**  
LIGHT



**ELLIOT**



700 ML | GPI



750 ML | B

NominalCapacity ml	700	700	700	750	750
Weight gr	650	600	600	600	600
Height mm	210	245,4	245,6	245,4	245,6
Max Ø/diagonal mm	92,4	98,9	98,9	101,7	101,7
Finish type	B	B	GPI	B	GPI
Finish Dimension mm	18,5	21,5	400/30	21,5	400/33

**TONY**



**PAT**



NominalCapacity ml	700	700
Weight gr	700	650
Height mm	240,1	211,4
Max Ø/diagonal mm	105,3	105,4
Finish type	FVL	FVL
Finish Dimension mm	21,5	21,5

**SOLITUDE**



NominalCapacity ml	100	100	500	100	700
Weight gr	170	170	500	250	600
Height mm	174,6	175	298,2	182,8	301,5
Max Ø/diagonal mm	44	44	68,1	48,5	89
Finish type	GPI	PP	B	B	F BETS
Finish Dimension mm	410/24	24	18,5	15	18,5

**SAMMY**



NominalCapacity ml	500	700	750	1000
Weight gr	450	750	720	925
Height mm	204	232,6	232,7	261,8
Max Ø/diagonal mm	95	107,9	111	122,8
Finish type	F BETS	F BETS	F BETS	F BETS
Finish Dimension mm	18,5	18,5	18,5	18,5

STONE

RIO

NOBILIS AMARO



NominalCapacity ml	500	700	500	700
Weight gr	400	500	520	600
Height mm	150,4	165,9	201	200
Max Ø/diagonal mm	97,8	108,7	100,5	97,1
Finish type	R	R	B	TOP
Finish Dimension mm	21,5	21,5	21,5	103/47

BASQUAISE



NominalCapacity ml	40	200	500	500	700	1000
Weight gr	100	250	500	500	575	850
Height mm	101,5	158,9	188,8	203,5	219,5	242
Max Ø/diagonal mm	64,9	103	140	140	150	167,8
Finish type	ST	ST	PP	ST	F BETS	F BETS
Finish Dimension mm	10	17,50	31,5	17,50	18,5	18,5

# ESSENTIAL

## collection

PRACTICAL LOOK • DISTINCTIVE SHAPE • DURABLE DESIGN

This bottles collection features **practical yet distinctive designs that elevate your packaging look.** Each bottle has been conceived by Studio One Eleven with production efficiency in mind. Screwtop and Top closures are preferred to ensure perfect sealing of the product , saving time and money on the filling line. Each design is rigorously tested for durability in production to ensure it **meets customer expectations**

pg. 73



NEW SPIRITS

pg. 73



ANITA

pg. 74



ART WHISKY

pg. 74



MIDNIGHT

pg. 74



BORD PRIMAVERA

pg. 74



BORDEAUX VG

pg. 75



DANGEL

pg. 75



MALI

pg. 75



HELIUM

pg. 75



PACHO SUPREME



NEW SPIRITS



NominalCapacity ml	100	200	500	700	700	1000
Weight gr	170	250	350	450	400	535
Height mm	163,5	210,8	269,8	294,5	285	320
Max Ø/diagonal mm	44,3	51,4	65,9	73,8	74,3	82,6
Finish type	PP	PP	PP	PP	TOP	PP
Finish Dimension mm	28	31,5	31,5x44	31,5x44	1031/47	31,5x44

ANITA



NominalCapacity ml	200	350	500	700	700	750	1000	1000
Weight gr	250	300	350	460	450	470	500	500
Height mm	226,6	250,3	282,5	294,5	284	294,5	320	309,5
Max Ø/diagonal mm	48,4	57,4	62,8	72,1	72,4	75	81	81
Finish type	PP	PP	PP	PP	TOP	PP	PP	TOP
Finish Dimension mm	31,5x24	31,5x44	31,5x44	31,5x44	1031/47	31,5x44	31,5x44	1031/47

ART WHISKY



MIDNIGHT



BORD PRIMAVERA



NominalCapacity ml	700	750	1000	700	1000	500
Weight gr	400	500	600	465	515	400
Height mm	233	226,5	248,9	296,5	320	320
Max Ø/diagonal mm	82	85	93,9	74,8	83,4	61,2
Finish type	PP	PP	PP	PP	PP	B
Finish Dimension mm	31,5	31,5	31,5	31,5x44	31,5x44	18,3

BORDEAUX VG



NominalCapacity ml	50	100	200	200	500	500	700	700	1000	1000
Weight gr	70	105	180	180	330	330	420	430	542	550
Height mm	125,5	145	205	212,3	271,9	279,2	297	304,3	324,5	337,5
Max Ø/diagonal mm	33,2	42,2	49	48,8	64	64	72,3	72,3	81,5	81,5
Finish type	PP	PP	B	PP	B	PP	B	PP	B	PP
Finish Dimension mm	18	28	18,4	28x44	18,4	28x44	18,4	28x44	19,2	31,5

**DANGEL**



**MALI**



NominalCapacity ml	700	700
Weight gr	550	560
Height mm	271,6	290,1
Max Ø/diagonal mm	87	76,2
Finish type	PP	PP
Finish Dimension mm	31,5x44	31,5x44

**HELIUM**



**PACHO SUPREME**



NominalCapacity ml	700	700
Weight gr	450	450
Height mm	274,9	256,6
Max Ø/diagonal mm	74	77,9
Finish type	PP	PP
Finish Dimension mm	31,5x44	31,5x44

# CAPS & CLOSURES solutions

UNIQUE SHAPES • PERSONALIZATION • COMPLETE OFFERING

# A WIDE RANGE FOR EVERY NEED

No packaging is complete without the right closure. We can provide a complete offering of closures in different materials and types, for both standard and unique bottle shapes, as well as services for personalized closures.



**T-SHAPE WOOD-CORK**  
NATURAL  
**INTERNAL FINISH Ø**  
18,5 mm  
21,5 mm



**T-SHAPE WOOD-CORK**  
DARK  
**INTERNAL FINISH Ø**  
18,5 mm  
21,5 mm



**T-SHAPE WOOD-CORK**  
BLACK & MORE COLOR  
**INTERNAL FINISH Ø**  
18,5 mm  
21,5 mm



**T-SHAPE WOOD-SINT**  
NATURAL  
**INTERNAL FINISH Ø**  
18,5 mm  
21,5 mm



**T-SHAPE WOOD-SINT**  
DARK  
**INTERNAL FINISH Ø**  
18,5 mm  
21,5 mm



**T-SHAPE WOOD-SINT**  
BLACK & MORE COLOR  
**INTERNAL FINISH Ø**  
18,5 mm  
21,5 mm



**T-SHAPE DELUXE**  
GOLD  
**INTERNAL FINISH Ø**  
18,5 mm  
21,5 mm



**T-SHAPE DELUXE**  
SILVER  
**INTERNAL FINISH Ø**  
18,5 mm  
21,5 mm



**T-SHAPE DELUXE**  
BLACK & MORE COLOR  
**INTERNAL FINISH Ø**  
18,5 mm  
21,5 mm



**VINOLOK LOW TOP**  
FLINT  
**INTERNAL FINISH Ø**  
18,5 mm



**VINOLOK HIGH TOP**  
FLINT  
**INTERNAL FINISH Ø**  
18,5 mm  
21,5 mm



**VINOLOK PHILOS**  
FLINT & HALF FLINT  
**INTERNAL FINISH Ø**  
18,5 mm



**TOP**  
GOLD  
**SIZE**  
1031/47



**TOP**  
SILVER  
**SIZE**  
1031/47



**TOP**  
BLACK & MORE COLOR  
**SIZE**  
1031/47



**GIPY DELUXE**  
GOLD  
**SIZE**  
400/28  
400/33



**GIPY DELUXE**  
SILVER  
**SIZE**  
400/28  
400/33



**GIPY DELUXE**  
BLACK & MORE COLOR  
**SIZE**  
400/28  
400/33



**PILFER PROOF**  
GOLD  
**FINISH Ø**  
31.5 x 24 mm



**PILFER PROOF**  
SILVER  
**FINISH Ø**  
31.5 x 24 mm



**PILFER PROOF**  
BLACK & MORE COLOR  
**FINISH Ø**  
31.5 x 24 mm

# DECORATION

## services

LUXURIOUS MATERIALS • SOPHISTICATED TECHNIQUES



## 1 SCREEN PRINTING UP TO 7 COLORS

Screen printing is well-known decoration method and it has never lost its classical elegance effect.

It is possible to use ceramic inks or organic UV activated inks to replicate any color reference. Screen printing can be combined with coating to achieve complex, full body designs.



## 2 PRECIOUS METAL LUXURIOUS EFFECT

As for screen printing, this technique works the same way by directly applying precious metals like gold, platinum and copper onto the glass surface.

Thus giving an extremely luxurious and shiny effect that elevates the bottle's perception.

## 3 HOT STAMPING ELEGANT AND VERY VISUAL

This special printing technique allows to transfer pre-dried ink or foil to a surface at high temperature, reaching very elegant visual effects, similar to the ones obtained by direct application of precious metals (shiny and mirroring look).

It can also be combined with coating for a more sophisticated outcome.



## 4 INKJET OR 3D DIGITAL PRINTING

New digital printing technique allowing to re-produce complex "photographic" images without limitations in terms of colors. Multiple layers of ink applied are possible, giving a relief effect that can be used to simulate glass embossing. A protective transparent lacquering is applied at the end of the process resulting in a shiny effect. The printable area is bigger compared to screenprinting and allows to work closer to edges of the bottle.



## 5

**COATING**

## A VARIETY OF EFFECTS

When coating a bottle a pigment is shot on the glass by dedicated pistols placed along the decoration line, in order to cover the entire surface or part of it.

It's possible to use different pigments to achieve different effects: translucent, glossy, matt and soft touch.



## 6

**METALLIZATION**

## FOR IMPACTFUL PRODUCTS

This technique allows to achieve a full metal looking product.

Metal particles are applied in a vacuum machine to the bottle surface, creating a thin metallic film providing a shiny look, ideal for very impactful products.

## 7

**LABELLING**

## AND SLEEVING

We specialize in cutting edge craft distillery and micro distillery label solutions with a focus on superior quality, innovation, and brand recognition. We can also assist you with your liquor bottle label design.

Applying a sleeve allows to play with designs wrapping the whole bottle body, creating colourful products.



## 8

**SUBLIMATION**

## WATER TRANSFER TECNIQUE

Sublimation consists in a water transfer that allows an image to be «wrapped» onto any body shape. This transfer technology is mainly used to decorate products with irregular shapes.

# PRODUCTS

## index

PRESTIGE • SIGNATURE • EXCLUSIVE • ESSENTIAL



PG. 38	540° 700 B 18,5
PG. 38	540° 750 B 18,5
PG. 57	ALCHEMIST 500 BP 18,5
PG. 57	ALCHEMIST 700 BP 18,5
PG. 62	ALFIE 500 FVL 18,5
PG. 62	ALFIE 700 FVL 21,5
PG. 49	ALLISON 700 B 18,5
PG. 49	ALLISON 750 B 18,5
PG. 41	AMY 700 FVL 21,5
PG. 73	ANITA 200 PP 31,5
PG. 73	ANITA 350 PP 31,5
PG. 73	ANITA 500 PP 31,5
PG. 73	ANITA 700 PP 31,5
PG. 73	ANITA 700 TOP 1031/47
PG. 73	ANITA 750 PP 31,5
PG. 73	ANITA 1000 PP 31,5
PG. 73	ANITA 1000 TOP 1031/47
PG. 67	ANTICA FARMACIA QUADRA 100 R 15,6
PG. 67	ANTICA FARMACIA QUADRA 200 BP 18
PG. 67	ANTICA FARMACIA QUADRA 500 TOP 1031/47

PG. 67	ANTICA FARMACIA QUADRA 700 BP 26,5
PG. 67	ANTICA FARMACIA QUADRA 1000 BP 26,5
PG. 74	ART WHISKY 700 PP 28
PG. 74	ART WHISKY 750 PP 31,5
PG. 74	ART WHISKY 1000 PP 31,5
PG. 45	ARYA 700 FVL 18,5
PG. 46	ASCOT 500 B 18,5
PG. 46	ASCOT 700 B 21,5
PG. 46	ASCOT 750 B 21,5
PG. 32	ASPECT 50 PP 18
PG. 32	ASPECT 200 B 17,5
PG. 32	ASPECT 350 B 21,5
PG. 32	ASPECT 375 B 18,5
PG. 32	ASPECT 500 FVL 21,5
PG. 32	ASPECT 500 GPI 400/33
PG. 32	ASPECT 700 FVL 21,5
PG. 32	ASPECT 700 GPI 400/33
PG. 32	ASPECT 750 FVL 21,5
PG. 32	ASPECT 750 GPI 400/33
PG. 32	ASPECT 1000 B 21,5

PG. 62	ASPECT LIGHT 700 B 22,2
PG. 62	ASPECT LIGHT 1000 B 21,5
PG. 62	ASPECT LIGHT 1000 GPI 400/33
PG. 70	BASQUAISE 40 ST 10
PG. 70	BASQUAISE 200 ST 17,5
PG. 70	BASQUAISE 500 PP 31,5
PG. 70	BASQUAISE 500 ST 17,5
PG. 70	BASQUAISE 700 F BETS 18,5
PG. 70	BASQUAISE F BETS 1000 B 18,5
PG. 43	BEBEL 700 B 21,5
PG. 34	BELLAGIO 100 B 14
PG. 34	BELLAGIO 200 B 17,5
PG. 34	BELLAGIO 350 B 18,5
PG. 34	BELLAGIO 375 B 18,5
PG. 34	BELLAGIO 50 PP 18
PG. 34	BELLAGIO 500 B 18,5
PG. 34	BELLAGIO 500 GPI 400/28
PG. 34	BELLAGIO 700 B 21,5
PG. 34	BELLAGIO 750 B 21,5
PG. 58	BELLEVILLE 50 PP 18

PG. 58	BELLEVILLE 200 B 18,5
PG. 58	BELLEVILLE 350 B 18,5
PG. 58	BELLEVILLE 500 B 21,5
PG. 58	BELLEVILLE 700 B 21,5
PG. 58	BELLEVILLE 700 GPI 400/33
PG. 58	BELLEVILLE 750 B 21,5
PG. 21	BELLY BEAUTY 700 R 17,3
PG. 21	BELLY BEAUTY 750 R 17,3
PG. 41	BORD GALAXI 100 B 11,5
PG. 41	BORD GALAXI 500 B 17,5
PG. 41	BORD GALAXI 700 B 18,5
PG. 41	BORD GALAXI 1000 B 18,5
PG. 74	BORD PRIMAVERA 500 B 18,3
PG. 63	BORD REGINE 700 B 18,5
PG. 63	BORD REGINE 700 GPI 400/33
PG. 63	BORD S 25 375 B 18,3
PG. 63	BORD S 25 500 B 18,3
PG. 63	BORD S 25 STEPHANIE 50 PP 18
PG. 63	BORD S 25 STEPHANIE 100 B 13,5
PG. 63	BORD S 25 STEPHANIE 100 PP 22

PG. 63	BORD S 25 STEPHANIE 200 B 17,5
PG. 63	BORD S 25 STEPHANIE 200 PP 31,5
PG. 63	BORD S 25 STEPHANIE 200 R 18
PG. 63	BORD S 25 STEPHANIE 375 B 17,5
PG. 63	BORD S 25 STEPHANIE 700 B 17,5
PG. 64	BORD SORTILEGE 1000 R 18,5
PG. 64	BORD SORTILEGE 500 R 18,5
PG. 64	BORD SORTILEGE 700 R 18
PG. 74	BORDEAUX VG 50 PP 28
PG. 74	BORDEAUX VG 100 PP 28
PG. 74	BORDEAUX VG 200 B 18,4
PG. 74	BORDEAUX VG 200 PP 28
PG. 74	BORDEAUX VG 500 B 18,4
PG. 74	BORDEAUX VG 500 PP 28
PG. 74	BORDEAUX VG 700 B 18,4
PG. 65	BORG 700 B 18
PG. 65	BORG 700 R 18
PG. 39	CENTURIO 50 PP 18
PG. 39	CENTURIO 500 B 18,3
PG. 39	CENTURIO 500 BVS 30/60

PG. 39	CENTURIO 700 B 18,3
PG. 39	CENTURIO 700 BVS 30/60
PG. 39	CENTURIO 750 B 18,3
PG. 39	CENTURIO 750 BVS 30/60
PG. 39	CENTURIO 1000 BVS 30/60
PG. 39	CENTURIO 1750 BVS 30/60
PG. 69	CHIA 100 B 15
PG. 69	CHIA 700 B 18,5
PG. 39	CLAIRE RONDE 350 B 18,5
PG. 39	CLAIRE RONDE 500 B 18,5
PG. 39	CLAIRE RONDE 500 GPI 400/28
PG. 39	CLAIRE RONDE 700 B 18,5
PG. 46	CLEEF 700 B 21,5
PG. 66	CLEVER 200 B 18,5
PG. 66	CLEVER 200 PP 31,5
PG. 66	CLEVER 350 B 17,5
PG. 66	CLEVER 500 B 18
PG. 66	CLEVER 500 PP 28
PG. 66	CLEVER 700 B 18,5
PG. 66	CLEVER 700 GPI 400/28

PG. 66	CLEVER 750 B 18,5
PG. 22	CLINT 700 BP 21,5
PG. 17	COME 500 B 21,5
PG. 17	COME 700 B 21,5
PG. 48	CONTESSA 375 F BETS 17,5
PG. 48	CONTESSA 50 PP 18
PG. 48	CONTESSA 700 FVL 18,5
PG. 48	CONTESSA 700 GPI 400/28
PG. 48	CONTESSA 750 F BETS 18,5
PG. 48	CONTESSA 1000 F BETS 18,5
PG. 75	DANGEL 700 PP 31,5
PG. 37	DECANTER 540 700 B 21,5
PG. 37	DECANTER 540 750 B 21,5
PG. 37	DECANTER 540 SUPREME 700 B 18,5
PG. 36	DECANTER ALEX 1750 B 21,5
PG. 36	DECANTER ALEX 375 B 18,5
PG. 36	DECANTER ALEX 50 PP 18
PG. 36	DECANTER ALEX 500 B 18,5
PG. 36	DECANTER ALEX 700 B 21,5
PG. 36	DECANTER ALEX 700 GPI 400/33

PG. 36	DECANTER ALEX 750 B 21,5
PG. 36	DECANTER ALEX 750 GPI 400/33
PG. 36	DECANTER ALEX 1000 B 21,5
PG. 36	DECANTER ALEX SUPREME 500 B 18,5
PG. 36	DECANTER ALEX SUPREME 700 B 21,5
PG. 36	DECANTER ALEX SUPREME 750 B 21,5
PG. 21	DECANTER AMETHYST 700 R 21,5
PG. 21	DECANTER ATHENE 500 BP 18
PG. 21	DECANTER ATHENE 700 BP 18,5
PG. 47	DECANTER CONTESSA 375 B 18,5
PG. 47	DECANTER CONTESSA 375 GPI 400/28
PG. 47	DECANTER CONTESSA 50 PP 18
PG. 47	DECANTER CONTESSA 500 B 18,5
PG. 47	DECANTER CONTESSA 700 B 21,5
PG. 47	DECANTER CONTESSA 700 GPI 400/33
PG. 47	DECANTER CONTESSA 750 B 21,5
PG. 47	DECANTER CONTESSA 750 GPI 400/33
PG. 47	DECANTER CONTESSA 1000 B 21,5
PG. 47	DECANTER CONTESSA 1000 GPI 400/33
PG. 48	DECANTER CONTESSA SUPREME 350 B 18,5

PG. 48	DECANTER CONTESSA SUPREME 500 B 18,5
PG. 48	DECANTER CONTESSA SUPREME 700 B 21,5
PG. 48	DECANTER CONTESSA SUPREME 750 B 21,5
PG. 22	DECANTER CRISTALLO 700 BP 27,8
PG. 22	DECANTER CRISTALLO 750 BP 27,8
PG. 19	DECANTER ECLIPSE 700 R 21,5
PG. 19	DECANTER EMANUELLE 700 BP 23
PG. 19	DECANTER EMANUELLE 750 BP 23
PG. 18	DECANTER ISABEAU 700 BP 23
PG. 18	DECANTER ISABEL 100 BP 14
PG. 18	DECANTER ISABEL 200 BP 17,3
PG. 18	DECANTER ISABEL 700 BP 23
PG. 18	DECANTER ISABEL 1500 BP 23
PG. 37	DECANTER LOLA 50 PP 18
PG. 37	DECANTER LOLA 200 PP 28
PG. 37	DECANTER LOLA 500 B 18,5
PG. 37	DECANTER LOLA 500 GPI 400/28
PG. 37	DECANTER LOLA 700 B 21,5
PG. 37	DECANTER LOLA 700 GPI 400/33
PG. 37	DECANTER LOLA 750 B 21,5

PG. 22	DECANTER MARTA 700 BP 23,5
PG. 21	DECANTER NAUSICAA 700 R 21,5
PG. 19	DECANTER NICOLE 700 BP 23
PG. 19	DECANTER NICOLE 750 BP 23
PG. 22	DECANTER ODETTE 700 BP 23
PG. 22	DECANTER ODETTE 750 BP 23
PG. 47	DECANTER REGINA 50 BP 13
PG. 47	DECANTER REGINA 50 PP 18
PG. 47	DECANTER REGINA 500 BP 23,5
PG. 47	DECANTER REGINA 700 BP 23,5
PG. 47	DECANTER REGINA 750 BP 23,5
PG. 21	DECANTER TATANO COSTOLATA 700 BP 23,5
PG. 21	DECANTER TATANO COSTOLATA 750 BP 23,5
PG. 22	DECANTER TORINO 700 BP 24,5
PG. 51	DESIREE 700 B 18,5
PG. 51	DESIREE 700 GPI 400/28
PG. 51	DESIREE 750 B 18,5
PG. 51	DESIREE 750 GPI 400/28
PG. 68	DESIREE LIGHT 700 B 18,5
PG. 51	DESIREE SUPREME 750 B 21,5



PG. 43	DOUG 700 B 18,5
PG. 43	DOUG 750 B 18,5
PG. 65	ELDER 750 FVL 18,5
PG. 49	ELIZABETH 700 B 18,5
PG. 49	ELIZABETH 750 B 18,5
PG. 68	ELLIOT 700 B 21,5
PG. 68	ELLIOT 700 GPI 400/30
PG. 68	ELLIOT 750 B 21,5
PG. 68	ELLIOT 750 GPI 400/33
PG. 21	ELREY 700 B 21,5
PG. 57	ESSENCE 700 BP 18,5
PG. 19	FEROE 1000 R 23
PG. 19	FEROE 1500 B 23
PG. 19	FEROE 700 B 23
PG. 19	FEROE 700 R 22
PG. 52	GARDI 50 PP 18
PG. 52	GARDI 100 B 15
PG. 52	GARDI 100 PP 24
PG. 52	GARDI 200 B 17,5
PG. 52	GARDI 350 B 18,5

PG. 52	GARDI 500 B 18,5
PG. 52	GARDI 500 GPI 400/28
PG. 52	GARDI 700 B 18,4
PG. 52	GARDI 750 B 18,4
PG. 52	GARDI 750 GPI 400/28
PG. 41	GLORY 500 B 18,5
PG. 41	GLORY 700 B 18,5
PG. 40	HALO 200 B 21,5
PG. 40	HALO 200 GPI 400/33
PG. 40	HALO 350 FVL 21,5
PG. 40	HALO 350 GPI 400/33
PG. 40	HALO 500 FVL 21,5
PG. 40	HALO 500 GPI 400/33
PG. 40	HALO 700 GPI 400/33
PG. 40	HALO 750 FVL 21,5
PG. 40	HALO 750 GPI 400/33
PG. 44	HARON 700 B 21,5
PG. 61	HELIUM 500 B 21,5
PG. 61	HELIUM 700 B 21,5
PG. 61	HELIUM 700 GPI 400/33

PG. 75	HELIUM 700 PP 31,5
PG. 61	HELIUM 750 B 21,5
PG. 61	HELIUM 1000 B 21,5
PG. 60	HELIUM MIXOLOGY 200 BP / VL 18,5
PG. 60	HELIUM MIXOLOGY 500 BP / VL 18,5
PG. 60	HELIUM MIXOLOGY 700 BP / VL 18,5
PG. 60	HELIUM MIXOLOGY 750 BP / VL 18,5
PG. 60	HELIUM MIXOLOGY 1000 BP / VL 18,5
PG. 56	HERBALIST 100 BP 15
PG. 56	HERBALIST 200 BP 18,5
PG. 56	HERBALIST 3000 BP 40
PG. 56	HERBALIST 350 BP 18,5
PG. 56	HERBALIST 500 BP 18,5
PG. 56	HERBALIST 500 GPI 400/33
PG. 56	HERBALIST 700 BP 18,5
PG. 56	HERBALIST 750 BP 18,5
PG. 56	HERBALIST 1000 BP 21,5
PG. 56	HERBALIST 1500 BP 23
PG. 43	HERMITAGE 375 B 18,5
PG. 43	HERMITAGE 700 B 18,5

PG. 43	HERMITAGE 750 B 18,5
PG. 45	JAIME 700 B 21,5
PG. 52	JULIA 500 B 18,5
PG. 52	JULIA 500 GPI 400/28
PG. 52	JULIA 700 B 21,5
PG. 52	JULIA 700 GPI 400/33
PG. 52	JULIA 750 B 21,5
PG. 33	JUNDO 500 FVL 18,5
PG. 33	JUNDO 700 FVL 21,5
PG. 33	KINGSTONE 700 R 21,5
PG. 33	KINGSTONE 750 R 21,5
PG. 38	KIRA 500 FVL 18,5
PG. 38	KIRA 700 B 21,5
PG. 38	KIRA 700 GPI 400/33
PG. 38	KIRA 1500 FVL 21,5
PG. 57	KOLO 700 B 18
PG. 46	KYOTO 200 FVL 17,5
PG. 46	KYOTO 350 FVL 18,5
PG. 46	KYOTO 375 FVL 18,5
PG. 46	KYOTO 500 FVL 21,5

PG. 46	KYOTO 700 FVL 21,5
PG. 46	KYOTO 750 FVL 21,5
PG. 51	LOGAN QUADRA 500 FVL 18,5
PG. 51	LOGAN QUADRA 700 FVL 18,5
PG. 40	LOGAN TONDA 500 FVL 18,5
PG. 40	LOGAN TONDA 700 FVL 21,5
PG. 57	LUMIERE 500 R 21,5
PG. 57	LUMIERE 700 R 21,5
PG. 50	LUZ 50 FVL 12
PG. 50	LUZ 100 B 15
PG. 50	LUZ 200 B 18,5
PG. 50	LUZ 50 PP 22
PG. 50	LUZ 500 B 18,5
PG. 50	LUZ 700 B 21,5
PG. 50	LUZ 700 GPI 400/33
PG. 50	LUZ SUPREME 50 B 15
PG. 50	LUZ SUPREME 50 PP 24
PG. 50	LUZ SUPREME 100 B 15
PG. 50	LUZ SUPREME 100 PP 24
PG. 50	LUZ SUPREME 200 B 17,5

PG. 50	LUZ SUPREME 500 FVL 18,5
PG. 75	MALI 700 PP 31,5
PG. 18	MELANIE SPIRIT 500 FVL 21,5
PG. 18	MELANIE SPIRIT 700 FVL 21,5
PG. 18	MELANIE SPIRIT 1750 FVL 23
PG. 18	MELODY 1500 BP 28
PG. 18	MELODY 3000 BP 28
PG. 18	MELODY 700 BP 23
PG. 18	MELODY 1000 BP 23
PG. 74	MIDNIGHT 700 PP 31,5
PG. 74	MIDNIGHT 1000 PP 31,5
PG. 45	MODISH SUPREME 500 FVL 21,5
PG. 45	MODISH SUPREME 700 FVL 21,5
PG. 45	MODISH SUPREME 1500 FVL 29
PG. 20	MOMENTUS 700 B 23
PG. 65	NEW COGNAC 700 B 18,5
PG. 65	NEW COGNAC 750 B 18,5
PG. 73	NEW SPIRITS 100 PP 28
PG. 73	NEW SPIRITS 200 PP 31,5
PG. 73	NEW SPIRITS 500 PP 31,5

PG. 73	NEW SPIRITS 700 PP 31,5
PG. 73	NEW SPIRITS 700 TOP 1031/47
PG. 73	NEW SPIRITS 1000 PP 31,5
PG. 68	NOBILIS AMARO 700 TOP 1031/47
PG. 46	NOCTURNE CARRE' 100 PP 22
PG. 46	NOCTURNE CARRE' 500 PP 31,5
PG. 30	NOCTURNE RONDE 50 PP 18
PG. 30	NOCTURNE RONDE 100 F BETS 14
PG. 30	NOCTURNE RONDE 100 PP 22
PG. 30	NOCTURNE RONDE 200 B 17,5
PG. 30	NOCTURNE RONDE 200 GPI 400/28
PG. 30	NOCTURNE RONDE 350 B 18,5
PG. 30	NOCTURNE RONDE 350 GPI 400/28
PG. 30	NOCTURNE RONDE 350 PP 31,5
PG. 30	NOCTURNE RONDE 375 B 18,5
PG. 30	NOCTURNE RONDE 375 GPI 400/28
PG. 30	NOCTURNE RONDE 500 FVL 18,5
PG. 30	NOCTURNE RONDE 500 GPI 400/28
PG. 30	NOCTURNE RONDE 500 PP 31,5
PG. 30	NOCTURNE RONDE 700 B 21,5

PG. 30	NOCTURNE RONDE 700 GPI 400/33
PG. 30	NOCTURNE RONDE 700 PP 31,5
PG. 30	NOCTURNE RONDE 750 B 21,5
PG. 30	NOCTURNE RONDE 750 GPI 400/33
PG. 30	NOCTURNE RONDE 1000 B 21,5
PG. 30	NOCTURNE RONDE 1000 GPI 400/33
PG. 30	NOCTURNE RONDE 1500 B 21,5
PG. 30	NOCTURNE RONDE 1500 B 21,5
PG. 30	NOCTURNE RONDE 1750 B 21,5
PG. 30	NOCTURNE RONDE 2500 B 28
PG. 30	NOCTURNE RONDE 4500 B 28
PG. 44	NORAH 700 B 21,5
PG. 67	NUOVA PLATIN 200 R 16,8
PG. 44	OTTO 500 BP 21,5
PG. 44	OTTO 700 BP 21,5
PG. 44	OTTO 750 BP 21,5
PG. 26	PACHO 50 PP 18
PG. 26	PACHO 100 B 14
PG. 26	PACHO 200 B 17,5
PG. 26	PACHO 200 PP 28

PG. 26	PACHO 350 B 18,5
PG. 26	PACHO 375 B 18,5
PG. 26	PACHO 500 FVL 21,5
PG. 26	PACHO 700 FVL 21,5
PG. 26	PACHO 750 B 21,5
PG. 28	PACHO SUPREME 500 FVL 21,5
PG. 28	PACHO SUPREME 700 FVL 21,5
PG. 75	PACHO SUPREME 700 PP 31,5
PG. 28	PACHO SUPREME 750 B 21,5
PG. 28	PACHO SUPREME 1000 FVL 21,5
PG. 68	PAT 700 FVL 21,5
PG. 49	PHILIPPE 700 FVL 18,5
PG. 64	PILAR 375 B 18
PG. 64	PILAR 500 B 18
PG. 64	PILAR 700 B 18
PG. 64	PILAR 750 GPI 420/28
PG. 64	PILAR 1000 B 18
PG. 64	PILAR 1000 PP 31,5
PG. 32	POLO 100 PP 22
PG. 32	POLO 350 B 18,5

PG. 32	POLO 375 B 18,5
PG. 32	POLO 500 B 18
PG. 32	POLO 500 PP 31,5
PG. 32	POLO 700 B 18,5
PG. 32	POLO 750 B 18,5
PG. 42	QUINTESSENZA 100 ST 11
PG. 42	QUINTESSENZA 350 ST 11
PG. 42	QUINTESSENZA 500 ST 11
PG. 70	RIO 500 B 21,5
PG. 69	SAMMY 1000 B 18,5
PG. 69	SAMMY 500 B 18,5
PG. 69	SAMMY 700 B 18,5
PG. 69	SAMMY 750 B 18,5
PG. 43	SERAPHINE 700 FVL 21,5
PG. 43	SERAPHINE 750 FVL 21,5
PG. 38	SERENADE 50 PP 18
PG. 38	SERENADE 100 PP 22
PG. 38	SERENADE 200 B 18,5
PG. 38	SERENADE 200 PP 28
PG. 38	SERENADE 350 F BETS 17,5

PG. 38	SERENADE 375 F BETS 17,5
PG. 38	SERENADE 500 F BETS 17,5
PG. 38	SERENADE 700 F BETS 18,4
PG. 38	SERENADE 700 GPI 400/28
PG. 38	SERENADE 750 F BETS 18,5
PG. 38	SERENADE 750 BVS 30/60
PG. 38	SERENADE 1000 F BETS 18,5
PG. 38	SERENADE 1000 BVS 30/60
PG. 38	SERENADE 1750 B 21,5
PG. 66	SINFONIA 100 R 11
PG. 66	SINFONIA 200 B 18,5
PG. 66	SINFONIA 200 PP 31,5
PG. 66	SINFONIA 375 B 18,5
PG. 66	SINFONIA 500 B 18,5
PG. 66	SINFONIA 500 PP 31,5
PG. 66	SINFONIA 700 B 18,5
PG. 67	SINFONIA OPERA 200 R 18,5
PG. 65	SLANCIO 350 FVL 18,5
PG. 65	SLANCIO 700 B 18,5
PG. 69	SOLITUDE 100 GPI 410/24

PG. 69	SOLITUDE 100 PP 24
PG. 69	SOLITUDE 500 B 18,5
PG. 41	SOUBRETTE 700 FVL 18,5
PG. 16	STOA 700 BP 23
PG. 70	STONE 500 R 21,5
PG. 70	STONE 700 R 21,5
PG. 40	TERA 750 FVL 18,5
PG. 15	TINA 700 BP 23
PG. 49	TIRPSE 100 BP 18,3
PG. 49	TIRPSE 700 BP 18,3
PG. 42	TOBBO 100 F BETS 14
PG. 42	TOBBO 200 F BETS 14
PG. 42	TOBBO 500 F BETS 18,5
PG. 42	TOBBO 700 F BETS 18
PG. 68	TONY 700 FVL 21,5
PG. 57	VECCHIA FARMACIA 100 BP 14
PG. 57	VECCHIA FARMACIA 200 BP 21
PG. 57	VECCHIA FARMACIA 500 BP 25,5
PG. 57	VECCHIA FARMACIA 500 GPI 400/38
PG. 57	VECCHIA FARMACIA 700 BP 25,5

PG. 57	VECCHIA FARMACIA 1000 BP 25,5
PG. 65	VIOLA 200 BP 18,5
PG. 65	VIOLA 500 BP 18
PG. 65	VIOLA 700 BP 18,3
PG. 45	WANTED 700 R 21,5
PG. 45	WANTED 750 R 21,5



# LET'S DEVELOP YOUR PACKAGING TOGETHER


We would love to help you develop your project. We are a partner in packaging solutions, offering a wide range of bottles, jars, closures, as well as decoration and other value – added services.



Discover more  
on our offer for  
**Spirits packaging!**

# BERLIN PACKAGING: OUR COMPANY AROUND THE WORLD

With **100+** years in the packaging industry and a global network of suppliers and warehouses, we provide amazing packaging to customers.



Get to  
**know us**  
more!



[berlinpackaging.eu](http://berlinpackaging.eu)  
[corporate.berlinpackaging.eu](http://corporate.berlinpackaging.eu)

